


The Ultimate Guide to Bass Fishing with Plastic Worms

Bass fishing is a popular and exciting sport that can be enjoyed by people of all ages. One of the most effective ways to catch bass is to use plastic worms. Plastic worms are versatile and can be used in a variety of ways to target bass.

This guide will provide you with everything you need to know about bass fishing with plastic worms, including:

- How to choose the right type of plastic worm
- How to rig a plastic worm
- Where to fish for bass with plastic worms
- How to retrieve a plastic worm

By following the tips in this guide, you will be well on your way to catching more bass with plastic worms.



BASS FISHING TIPS PLASTIC WORMS: How to catch bass on plastic worms

★★★★☆ 4.1 out of 5

Language : English
File size : 2057 KB
Text-to-Speech : Enabled
Enhanced typesetting : Enabled
Word Wise : Enabled
Print length : 39 pages
Lending : Enabled
Screen Reader : Supported



There are many different types of plastic worms available on the market. Each type of worm has its own unique characteristics that make it more or less effective for certain situations.

The following are some of the most popular types of plastic worms:

- **Straight worms:** Straight worms are the most basic type of plastic worm. They are typically 5-7 inches long and have a straight body. Straight worms are versatile and can be used in a variety of ways.
- **Senkos:** Senkos are a type of plastic worm that is designed to mimic a dying baitfish. They are typically 4-6 inches long and have a slender body with a tapered tail. Senkos are very effective for fishing in clear water.
- **Creature baits:** Creature baits are a type of plastic worm that is designed to mimic a crayfish or other small creature. They are typically 3-5 inches long and have a bulky body with lots of appendages. Creature baits are very effective for fishing in heavy cover.
- **Swimbait:** Swimbait is a type of plastic worm that is designed to swim through the water like a real fish. They are typically 4-8 inches long and have a jointed body with a paddle tail. Swimbait is very effective for fishing in deep water.

The type of plastic worm that you choose will depend on the specific situation that you are fishing. If you are not sure what type of worm to use, you can always ask a local bait shop for advice.

Once you have chosen the right type of plastic worm, you need to rig it properly. There are a variety of different ways to rig a plastic worm, but the most popular methods are:

- **Texas rig:** The Texas rig is a simple and effective way to rig a plastic worm. To Texas rig a worm, simply insert the hook point through the head of the worm and out the middle of the body. Then, slide a bullet weight onto the line and position it about 12 inches above the hook.
- **Carolina rig:** The Carolina rig is a good choice for fishing in deep water or in areas with a lot of cover. To Carolina rig a worm, simply tie a swivel to the end of the line. Then, tie a leader to the other end of the swivel and tie the hook to the end of the leader. Slide a bullet weight onto the leader and position it about 12 inches above the hook.
- **Drop shot rig:** The drop shot rig is a good choice for fishing in clear water or when the bass are being finicky. To drop shot rig a worm, simply tie a hook to the end of the line. Then, tie a weight to the other end of the line and position it about 12 inches above the hook.

The type of rig that you choose will depend on the specific situation that you are fishing. If you are not sure what type of rig to use, you can always ask a local bait shop for advice.

Bass can be found in a variety of habitats, including lakes, rivers, ponds, and streams. The best places to fish for bass with plastic worms are areas with cover, such as weeds, rocks, and fallen trees. Bass will often ambush prey from cover, so it is important to cast your worm near these areas.

Bass are also more likely to be active in certain areas during different times of the day. For example, bass will often move into shallow water to feed in

the early morning and late evening. During the middle of the day, bass will often move into deeper water to escape the heat.

Once you have cast your worm into the water, you need to retrieve it in a way that will entice the bass to strike. There are a variety of different ways to retrieve a plastic worm, but the most popular methods are:

- **Straight retrieve:** The straight retrieve is the simplest way to retrieve a plastic worm. To straight retrieve a worm, simply reel it in at a steady pace.
- **Jerk retrieve:** The jerk retrieve is a more aggressive way to retrieve a plastic worm. To jerk retrieve a worm, simply reel it in and then jerk the rod tip upwards. This will cause the worm to dart and jerk through the water, which can trigger strikes from bass.
- **Hop retrieve:** The hop retrieve is a good choice for fishing in areas with cover. To hop retrieve a worm, simply reel it in and then hop the rod tip up and down. This will cause the worm to hop and skip through the water, which can trigger strikes from bass.


The type of retrieve that you choose will depend on the specific situation that you are fishing. If you are not sure what type of retrieve to use, you can always ask a local bait shop for advice.

Bass fishing with plastic worms is a fun and exciting way to catch bass. By following the tips in this guide, you will be well on your way to catching more bass with plastic worms.

Here are some additional tips for bass fishing with plastic worms:

- Use different colors of worms to match the water conditions and the forage that the bass are eating.
- Experiment with different retrieves to find what the bass are most responsive to.
- Be patient and persistent. Bass fishing can be challenging, but it is also very rewarding.

I hope this guide has been helpful. Please let me know if you have any questions.



BASS FISHING TIPS PLASTIC WORMS: How to catch bass on plastic worms

★★★★☆ 4.1 out of 5

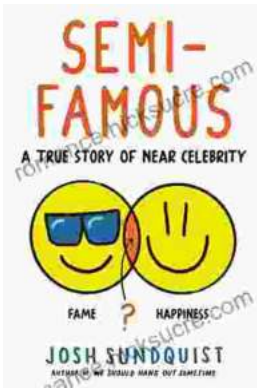
Language : English
File size : 2057 KB
Text-to-Speech : Enabled
Enhanced typesetting : Enabled
Word Wise : Enabled
Print length : 39 pages
Lending : Enabled
Screen Reader : Supported





Prom and Party Etiquette: A Guide to Impeccable Behavior and Gracious Manners by Cindy Post Senning

Prom and other formal parties are momentous occasions that call for impeccable behavior and gracious manners. Embracing proper etiquette ensures a memorable and enjoyable...



The Semi-Famous: True Stories of Near Celebrity

The Case of the Almost Star John Doe was a talented actor with a promising career. He had starred in a few small roles in films and television shows, and he was on the verge of...