


The Comprehensive Guide to Gun Care and Repair: Maintaining Firearms for Safety and Performance



The Complete Guide to Gunsmithing: Gun Care and Repair by Charles Edward Chapel

★★★★☆ 4.5 out of 5

Language	: English
File size	: 60016 KB
Text-to-Speech	: Enabled
Screen Reader	: Supported
Enhanced typesetting	: Enabled
X-Ray	: Enabled
Word Wise	: Enabled
Print length	: 506 pages



Firearms, like any mechanical device, require proper care and maintenance to ensure their safe and reliable operation. Whether you're a seasoned gun owner or a novice, understanding the principles of gun care and repair is crucial. This comprehensive guide will empower you with the knowledge and skills to keep your firearms in pristine condition, ensuring their longevity and optimal performance.

Cleaning Your Firearm

Regular cleaning is essential to remove dirt, debris, and fouling from your firearm. Neglecting this task can lead to malfunctions, decreased accuracy, and premature wear. Here's a step-by-step guide to cleaning your gun:

1. **Unload the firearm:** Ensure the firearm is unloaded, the magazine is removed, and the action is open.
2. **Disassemble the firearm (optional):** Refer to your firearm's manual for specific instructions on disassembling it for thorough cleaning.
3. **Use a bore cleaner:** Apply a bore cleaner to a cleaning rod and run it through the barrel several times to remove fouling.
4. **Clean the action and components:** Use a gun cleaning solvent and a brush to clean all moving parts, including the slide, trigger assembly, and extractor.
5. **Lubricate the firearm:** Once the firearm is clean, apply a thin layer of gun lubricant to all friction points to ensure smooth operation.

Lubricating Your Firearm

Proper lubrication is vital for reducing friction, preventing wear, and ensuring the reliable functioning of your firearm. Apply a thin layer of gun lubricant to the following areas:

- Rails and slide grooves
- Trigger assembly and sear
- Extractor and ejector
- Barrel lugs

Inspecting Your Firearm

Regular inspections are crucial to identify any potential issues or wear and tear before they become major problems. Here's a checklist for firearm

inspection:


- **Barrel:** Check for any signs of damage, such as bulges, cracks, or pitting.
- **Receiver:** Inspect the receiver for any scratches, dents, or cracks.
- **Slide:** Check the slide for any damage or excessive wear.
- **Trigger assembly:** Inspect the trigger, sear, and other components for any damage or wear.
- **Extractor and ejector:** Check the extractor and ejector for any damage or wear.
- **Magazine:** Inspect the magazine for any damage or deformation.

Basic Gun Repairs

While minor repairs can be attempted at home, more complex issues should be left to a qualified gunsmith. Here are some basic repairs you can perform yourself:

- **Replacing a recoil spring:** A weak recoil spring can cause malfunctions. Replace it according to the manufacturer's instructions.
- **Replacing a firing pin:** A broken or damaged firing pin can prevent the firearm from firing. Replace it with an original equipment manufacturer (OEM) part.
- **Fixing a loose stock:** A loose stock can affect accuracy and safety. Tighten it securely using a torque wrench.

Proper gun care and repair are essential for ensuring the safety and reliability of your firearms. By following the guidelines outlined in this guide, you can keep your guns in optimal condition, ensuring years of safe and enjoyable shooting. Remember, if you encounter any issues beyond your knowledge or skills, do not hesitate to consult with a qualified gunsmith. With regular maintenance and care, your firearms will provide you with a lifetime of reliable performance.




The Complete Guide to Gunsmithing: Gun Care and Repair

by Charles Edward Chapel

★★★★☆ 4.5 out of 5

Language : English
File size : 60016 KB
Text-to-Speech : Enabled
Screen Reader : Supported
Enhanced typesetting : Enabled
X-Ray : Enabled
Word Wise : Enabled
Print length : 506 pages



Prom and Party Etiquette: A Guide to Impeccable Behavior and Gracious Manners

by Cindy Post Senning

Prom and other formal parties are momentous occasions that call for impeccable behavior and gracious manners. Embracing proper etiquette ensures a memorable and enjoyable...



The Semi-Famous: True Stories of Near Celebrity

The Case of the Almost Star John Doe was a talented actor with a promising career. He had starred in a few small roles in films and television shows, and he was on the verge of...