


Guide to Staying Safe in Avalanche Terrain: Allen Mike Series

Avalanches are a serious hazard for anyone who spends time in the backcountry, but they can be avoided with proper education and preparation. This guide will provide you with the knowledge and skills you need to stay safe in avalanche terrain.



Allen & Mike's Avalanche Book: A Guide to Staying Safe in Avalanche Terrain (Allen & Mike's Series)

by Mike Clelland

★★★★☆ 4.8 out of 5

Language : English

File size : 4375 KB

Text-to-Speech: Enabled

Screen Reader: Supported

Word Wise : Enabled

Print length : 96 pages

Lending : Enabled



Identifying Avalanche Hazards

The first step to staying safe in avalanche terrain is to be able to identify avalanche hazards. Avalanches can occur on any slope that is steep enough to slide, but they are most common on slopes that are between 30 and 45 degrees. Other factors that can contribute to avalanche hazard include:

- Snowpack conditions

- Weather conditions
- Slope angle
- Slope aspect
- Vegetation

It is important to be aware of the avalanche hazard rating for the area you are traveling in. The avalanche hazard rating is a measure of the likelihood of avalanches occurring. The rating is based on a number of factors, including the snowpack conditions, the weather conditions, and the slope angle. You can find the avalanche hazard rating for your area by visiting the website of the local avalanche center.

Traveling in Avalanche Terrain

If you are traveling in avalanche terrain, there are a number of things you can do to stay safe. These include:

- Get avalanche education
- Carry avalanche safety gear
- Travel with a partner
- Be aware of the avalanche hazard rating
- Choose safe travel routes
- Avoid traveling in avalanche terrain when the hazard is high

Avalanche education is the most important thing you can do to stay safe in avalanche terrain. Avalanche education courses teach you how to identify

avalanche hazards, how to travel in avalanche terrain, and how to rescue someone who has been caught in an avalanche.

Avalanche safety gear includes a beacon, a shovel, and a probe. A beacon is a device that emits a signal that can be used to locate you if you are buried in an avalanche. A shovel and a probe are used to dig out someone who has been buried in an avalanche.

Traveling with a partner is another important way to stay safe in avalanche terrain. If you are caught in an avalanche, your partner can help you to get out and get help.

Being aware of the avalanche hazard rating is also important. If the avalanche hazard rating is high, you should avoid traveling in avalanche terrain. If you must travel in avalanche terrain, choose safe travel routes and be prepared to turn around if the conditions change.

Avalanche Rescue

If someone is caught in an avalanche, it is important to act quickly. The following steps should be taken:

- Call for help
- Locate the victim
- Dig out the victim
- Provide first aid


Calling for help is the most important thing you can do. The sooner help arrives, the better the chances are that the victim will survive.

Locating the victim can be difficult, but there are a few things you can do to help. First, look for any signs of the victim, such as clothing, skis, or a snowboard. Second, use a beacon to locate the victim's signal. Third, probe the snow to find the victim.

Once you have located the victim, dig them out as quickly as possible. Use a shovel to remove the snow from around the victim's head and neck first. Once the victim's head and neck are clear, you can begin to dig out the rest of their body.

Once the victim is dug out, provide them with first aid. This may include providing CPR, controlling bleeding, and keeping the victim warm.

Avalanches are a serious hazard, but they can be avoided with proper education and preparation. By following the tips in this guide, you can stay safe in avalanche terrain.



Allen & Mike's Avalanche Book: A Guide to Staying Safe in Avalanche Terrain (Allen & Mike's Series)

by Mike Clelland

★★★★☆ 4.8 out of 5

Language : English

File size : 4375 KB

Text-to-Speech: Enabled

Screen Reader: Supported

Word Wise : Enabled


Print length : 96 pages

Lending : Enabled

FREE

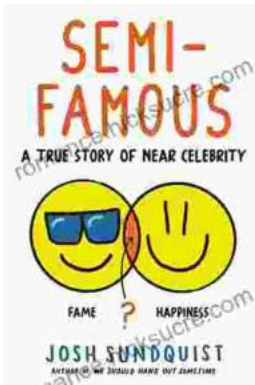
DOWNLOAD E-BOOK





Prom and Party Etiquette: A Guide to Impeccable Behavior and Gracious Manners by Cindy Post Senning

Prom and other formal parties are momentous occasions that call for impeccable behavior and gracious manners. Embracing proper etiquette ensures a memorable and enjoyable...



The Semi-Famous: True Stories of Near Celebrity

The Case of the Almost Star John Doe was a talented actor with a promising career. He had starred in a few small roles in films and television shows, and he was on the verge of...