


Guide To Nurturing Writing At Every Stage From Scribbling To Forming Letters

Writing is a complex skill that develops over time. It is important to provide children with opportunities to write and support them as they progress. This guide will provide you with information about the stages of writing development and tips for nurturing writing at each stage.



The Write Start: A Guide to Nurturing Writing at Every Stage, from Scribbling to Forming Letters and Writing Stories by Jennifer Hallissy

★★★★☆ 4.5 out of 5

Language : English
File size : 4025 KB
Text-to-Speech : Enabled
Screen Reader : Supported
Enhanced typesetting : Enabled
Word Wise : Enabled
Print length : 160 pages



Stages of Writing Development

There are four main stages of writing development:

1. **Scribbling** (ages 1-3)
2. **Letter formation** (ages 3-5)
3. **Writing words and sentences** (ages 5-7)

4. **Writing for different purposes** (ages 7-10)

Scribbling

Scribbling is the first stage of writing development. It begins when children are around one year old. At this stage, children are exploring writing materials and moving their hands and arms in large, sweeping motions. They may not be producing recognizable letters or words, but they are learning the basic skills of writing, such as hand-eye coordination and fine motor control.

Tips for nurturing writing at the scribbling stage:

- Provide children with a variety of writing materials, such as crayons, markers, and paper.
- Encourage children to scribble on paper, walls, and other surfaces.
- Talk to children about their scribbles and ask them what they are writing about.
- Don't worry about teaching children how to write letters at this stage. Focus on fostering their interest in writing and letting them explore their creativity.

Letter formation

Letter formation is the second stage of writing development. It begins when children are around three years old. At this stage, children are beginning to develop the fine motor skills necessary to form letters. They may start by tracing letters in sand or play dough, and eventually they will be able to write letters independently.

Tips for nurturing writing at the letter formation stage:

- Provide children with opportunities to practice letter formation, such as tracing letters in sand or play dough.
- Encourage children to write their names and other familiar words.
- Be patient and supportive as children learn to form letters correctly.
- Don't force children to write before they are ready. If a child is struggling with letter formation, provide them with other opportunities to develop their fine motor skills, such as playing with blocks or puzzles.

Writing words and sentences

Writing words and sentences is the third stage of writing development. It begins when children are around five years old. At this stage, children are beginning to understand the relationship between letters and sounds, and they are able to write words and sentences independently.

Tips for nurturing writing at the writing words and sentences stage:

- Provide children with opportunities to write words and sentences, such as writing stories or letters.
- Encourage children to sound out words as they write them.
- Be patient and supportive as children learn to write words and sentences correctly.
- Don't overcorrect children's writing. If a child makes a mistake, simply point it out and encourage them to try again.


Writing for different purposes

Writing for different purposes is the fourth stage of writing development. It begins when children are around seven years old. At this stage, children are beginning to understand that writing can be used for different purposes, such as writing stories, reports, and letters.

Tips for nurturing writing at the writing for different purposes stage:

- Provide children with opportunities to write for different purposes, such as writing stories, reports, and letters.
- Discuss the different purposes of writing with children.
- Encourage children to experiment with different writing styles and formats.
- Be patient and supportive as children learn to write for different purposes effectively.

Writing is a complex skill that develops over time. It is important to provide children with opportunities to write and support them as they progress. By following the tips in this guide, you can help your child develop strong writing skills.




The Write Start: A Guide to Nurturing Writing at Every Stage, from Scribbling to Forming Letters and Writing Stories by Jennifer Hallissy

★★★★☆ 4.5 out of 5

Language : English
File size : 4025 KB
Text-to-Speech : Enabled
Screen Reader : Supported
Enhanced typesetting : Enabled
Word Wise : Enabled
Print length : 160 pages

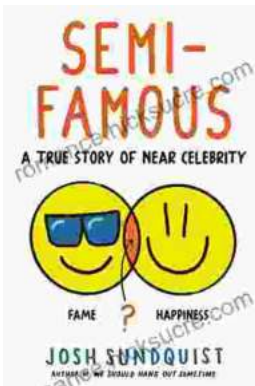
FREE

DOWNLOAD E-BOOK



Prom and Party Etiquette: A Guide to Impeccable Behavior and Gracious Manners by Cindy Post Senning

Prom and other formal parties are momentous occasions that call for impeccable behavior and gracious manners. Embracing proper etiquette ensures a memorable and enjoyable...



The Semi-Famous: True Stories of Near Celebrity

The Case of the Almost Star John Doe was a talented actor with a promising career. He had starred in a few small roles in films and television shows, and he was on the verge of...